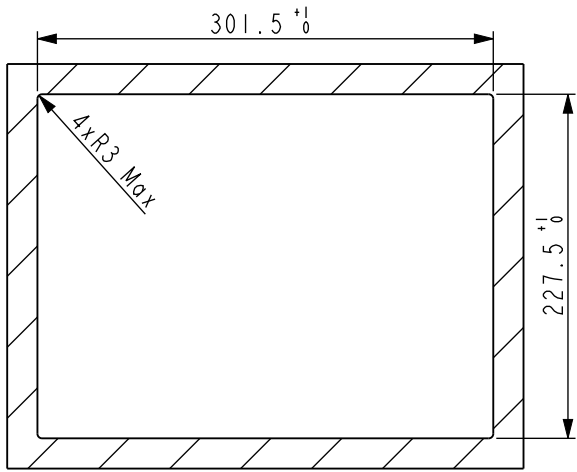
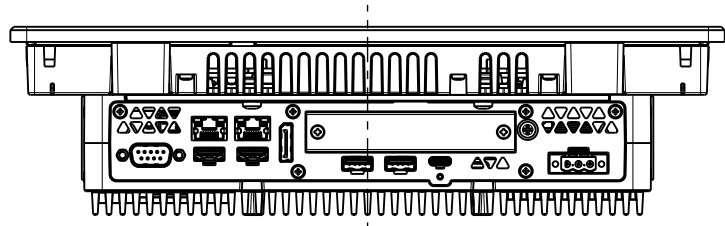


2 3 4 5 6 7 8 9 10

A

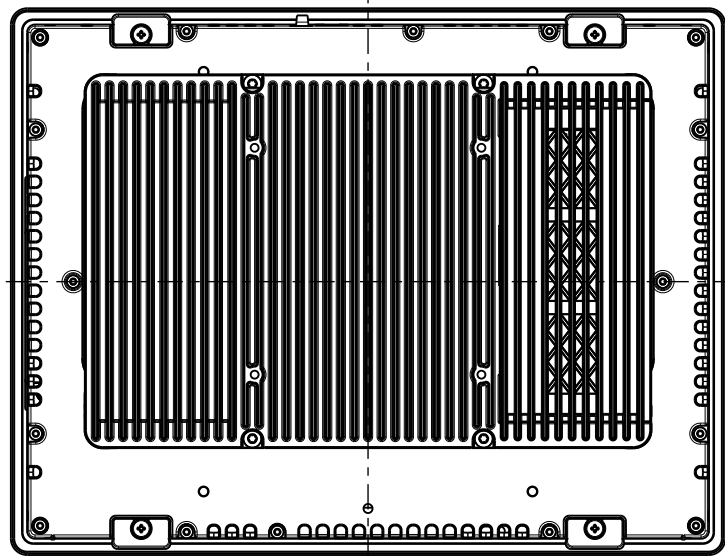
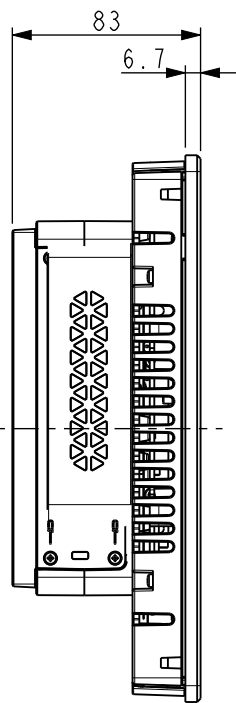
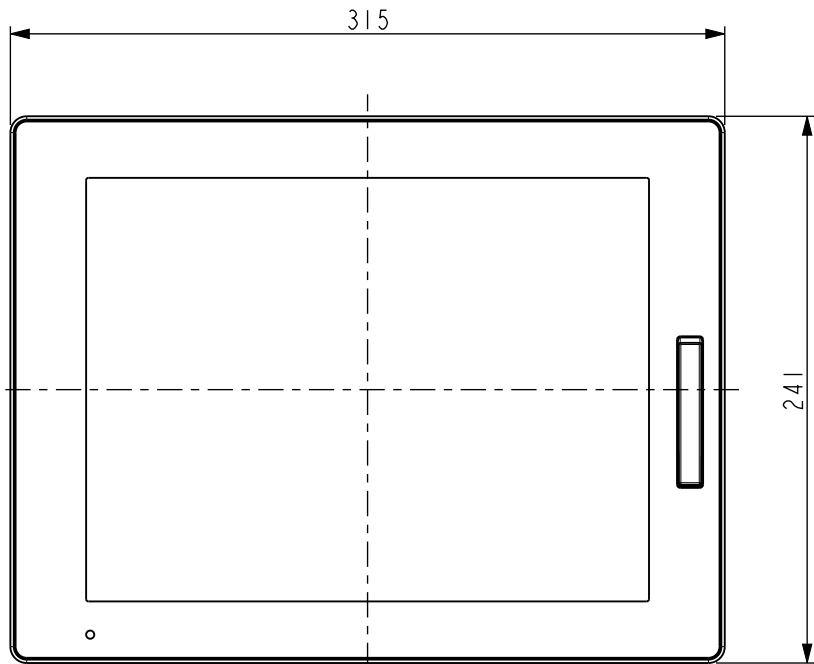
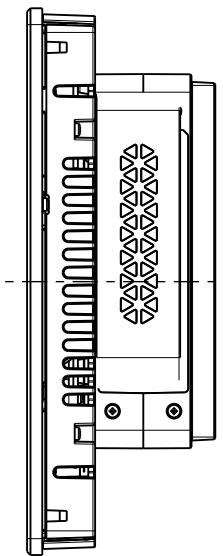
A



Installation Panel Drawing(1:5)

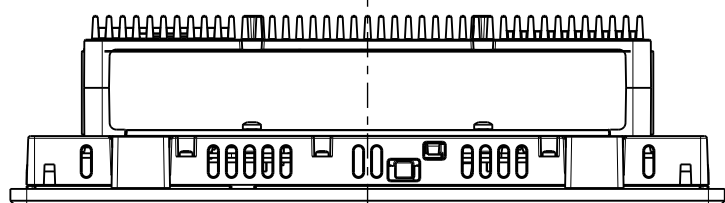
B

B



C

C



Standard Model

D

			<i>Technical Specification:</i> Refer to International Tolerance Grade I5.		<i>Units of measure :</i> mm	
	<i>Document Description:</i> <b>OVERALL DIMENSION_PS6000_12 RESISTIVE</b>		<i>Document Number:</i> <b>GDE6178200</b>		<i>Doc. Rev.</i> <b>00</b>	<i>Sheet:</i> <b>3 / 3</b>
			<i>State:</i> <b>Validated</b>			

The information is highly confidential and is the exclusive property of Schneider Electric copyright reserved. This drawing must not be used for any purpose other than that expressly permitted in writing by the owners and must not be disclosed or reproduced in any way without permission from the owners in writing. This drawing must be returned to the owners when the purpose has ceased.